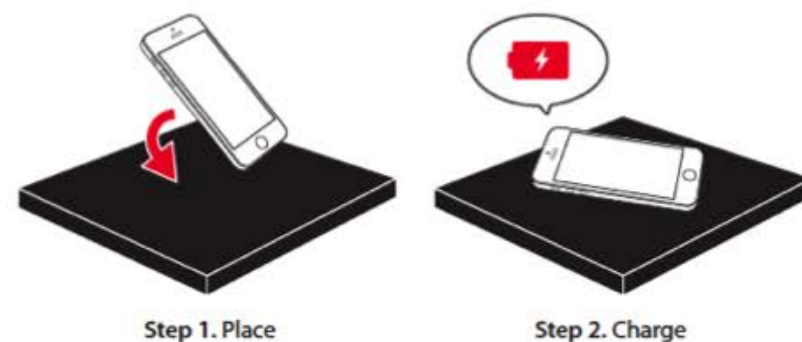


TECHTOP

CHARGING MANUAL

CHARGING EMBEDDED PHONES ON TECHTOP

- If the phone has a **receiver embedded** (example: Verizon LG G2), the phone will automatically start charging on TechTop once it is placed on the surface.



- Customers can check whether their phones have receivers embedded or not from the TechTop website: Visit www.LGTechTop.com

NOTE: Click on the "Device" menu to go to the page where you can select your phone model and carrier. It will suggest the proper receiver types if the phone does not have a receiver already embedded.

CHARGING NON-EMBEDDED PHONES ON **TECHTOP**

- If the phone does NOT has a receiver embedded, the phone can be charged on TechTop by adding a receiver.
- LG Hausys provides **3 types of receivers** to authorized dealers & fabricators. Customers who need receivers can either order online (Example: Amazon, eBay, etc.) or contact LG Hausys authorized dealer / fabricator.



1

iPhone Case



2

Micro USB Charging Clip



3

Universal Dongle

Provided by
LG Hausys

[Example]

1. iPhone case (5S) 2. Charging Clip (black) 3. Universal Dongle



CHARGING NON-EMBEDDED PHONES ON **TECHTOP**

- By adding a receiver, *all phones* to be charged on TechTop! Regardless of models or carriers.
- Types of Receivers: Customers **must make sure the receiver is compatible with their phone models.**

[iPhone Case]

iPhone receiver cases look a lot like the ordinary phone cases.



[Micro USB Charging Clip]

The charging clips use the micro USB port to be added on the phone.



[Apple Lightning Plug]

The lightning plugs use the lightning port to be added on the phone.



CHARGING NON-EMBEDDED PHONES ON **TECHTOP**

Types of Receivers (Continue)

[Battery Cover]

Battery cover receiver replaces the original battery cover of the phone.



[Flip Cover]

Flip cover is a battery cover with a screen protector.



[Receiver Coil]

There are two kinds: internal & external



internal



internal



internal



external



external

CHARGING VARIOUS DEVICES ON TECHTOP

- It is possible to charge other electronic devices on TechTop by using a universal receiver.

[Dongle : Universal] Universal dongle allows various devices with different USB ports to be charged on TechTop.*



Examples of using the universal dongle.



**Must check the power specification in advance. Charging speed may vary depending on the device.*




RECEIVER USE on PHONES EXAMPLES

CHECK YOUR PHONE FIRST

- You may **NOT need a receiver** if your phone already has a receiver embedded.
- There are 2 ways to check:
 - 1) Check with your carrier (Verizon, AT&T, T-mobile, ETC) OR
 - 2) Visit **www.LGTechTop.com** and go to the “Device” page to check your phone

TECHTOP FOR PHONES



Select a Phone

Choose your phone's carrier, manufacturer and model on drop-down menus below:

1 Choose a Carrier ▾

2 Choose a Manufacturer ▾

3 Choose a Model ▾

- Built In
- Case
- Apple Lightning Plug
- Battery Cover
- Flip Cover
- Receiver Coil (external)
- Receiver Coil (internal)
- Micro USB Charging Clip*
- Universal Dongle*

→ No receiver needed

→ Receiver suggested

LG G1: MicroUSB Charging Clip

What Does It Look Like?



Slide this part into the micro USB port of the LG G1 phone.

How To Install



The receiver is now added onto the LG G1.

How To Charge on TechTop



Place the phone on TechTop so that the slide-in receiver contacts the surface.

The color of the receiver that is provided by LG Hausys may be different from the image above.

iPhone 4S : iPhone Case

What Does It Look Like?



The only part that is different from the usual cell phone cases is the cable that sticks out.

How To Install



Install the case; make sure the cable is inserted into the iPhone well.

How To Charge on TechTop



Place the iPhone on TechTop facing upwards.

iPhone 5S : iPhone Case

What Does It Look Like?



The only part that is different from the usual cell phone cases is the cable that sticks out.

How To Install



Install the case; make sure the cable is inserted into the iPhone well.

How To Charge on TechTop



Place the iPhone on TechTop facing upwards.

The color of the receiver that is provided by LG Hausys may be different from the image above.

iPhone 5S : Dongle (for Apple lightning Plug)


What Does It Look Like?



How To Install



How To Charge on TechTop



Place the dongle(the receiver part) on TechTop.
The phone does not have to be on the surface.

Samsung Galaxy S3: Receiver Coil (Internal)

What Does It Look Like?



Since the patch goes inside the phone, it won't be visible once it is installed.

(There are also called as 'battery covers' since they lay on top of the phone batteries.)

How To Install



It is very important to find the correct contact point inside of the Galaxy S3.

How To Charge on TechTop



Close the phone with its original cover and place it on TechTop facing upwards.

Samsung Galaxy Note3: Universal Dongle

What Does It Look Like?



You need both the universal dongle and the USB 3.0 cable.



The color of the receiver that is provided by LG Hausys may be different from the image above.


Visit our website : www.LGTechTop.com

How To Install



Connect one end of the cable to the dongle and the other end to the Galaxy Note3 micro USB 3.0 port.

How To Charge on TechTop



Place the dongle(the receiver part) on TechTop. The phone does not have to be on the surface.